

PLAN #006

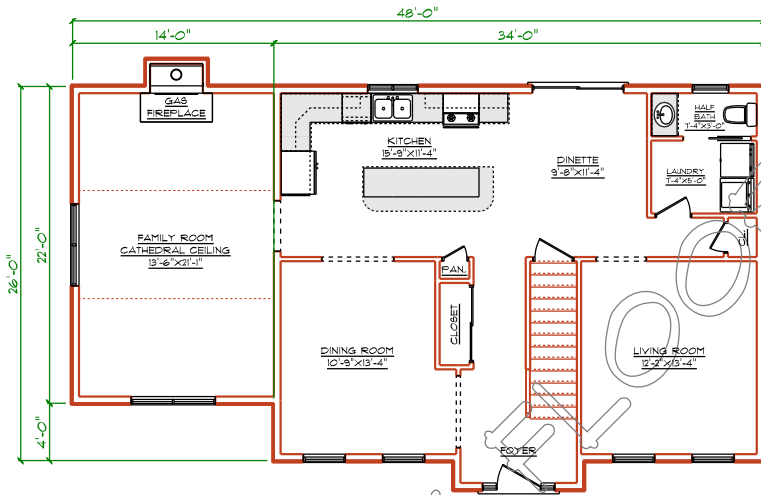
26'X34' MAIN BOX - 14'X22' FAMILY ROOM - 4 BEDROOMS - 2½ BATH
OPEN CONCEPT KITCHEN/DINETTE - FLEX ROOM LIVING ROOM
GAS FIREPLACE - 2 CAR DRIVE UNDER GARAGE - 10'X12' DECK

2,115 SQUARE FEET LIVING AREA

STOCK PLAN AS IS \$2,400.00

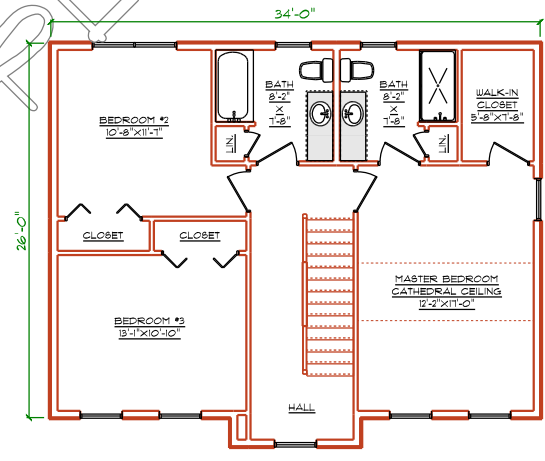


FRONT ELEVATION



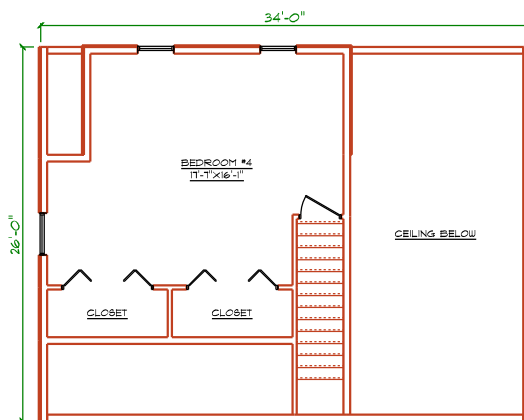
LEVEL ONE PLAN

1,213 SQUARE FEET



LEVEL TWO PLAN

902 SQUARE FEET



LEVEL THREE PLAN

380 SQUARE FEET

ALL ROOM SIZES AND DIMENSIONS ARE APPROXIMATE