

THERE SHALL BE A FLOOR OR LANDING AT THE TOP AND BOTTOM OF EACH STAIRWAY. THE WIDTH OF EACH LANDING SHALL NOT BE LESS THAN THE WIDTH OF THE STAIRWAY SERVED. EVERY LANDING SHALL HAVE A MINIMUM DIMENSION OF 36" MEASURED IN ANY DIRECTION.

GENERIC STAIR DETAILS

SCALE: 1/2" = 1'-0"

STAIR AND BALUSTER STYLES ARE DIAGRAMMATIC ONLY. STYLES AND FINISH PER BUILDER SPECIFICATIONS.

HANDRAILS

HANDRAILS SHALL BE PROVIDED ON AT LEAST ONE SIDE OF EACH CONTINUOUS RUN OF TREADS OR FLIGHT WITH FOUR OR MORE RISERS.

HANDRAIL HEIGHT, MEASURED VERTICALLY FROM THE SLOPE PLANE ADJOINING THE TREAD NOSING, OR FINISH SURFACE OF RAMP SLOPE, SHALL BE NOT LESS THAN 34" AND NOT MORE THAN 38".

EXCEPTIONS:

1. THE USE OF A VOLUTE, TURNOUT OR STARTING EASING SHALL BE ALLOWED OVER THE LOWEST TREAD.
2. WHEN HANDRAIL FITTINGS OR BENDINGS ARE USED TO PROVIDE CONTINUOUS TRANSITION BETWEEN FLIGHTS, THE TRANSITION FROM HANDRAIL TO GUARDRAIL, OR USED AT THE START OF A FLIGHT, THE HANDRAIL HEIGHT AT THE FITTINGS OR BENDINGS SHALL BE PERMITTED TO EXCEED THE MAXIMUM HEIGHT.

HANDRAILS FOR STAIRWAYS SHALL BE CONTINUOUS FOR THE FULL LENGTH OF THE FLIGHT, FROM A POINT DIRECTLY ABOVE THE LOWEST RISER OF THE FLIGHT. HANDRAIL ENDS SHALL BE RETURNED OR SHALL TERMINATE IN NEWEL POSTS OR SAFETY TERMINALS. HANDRAILS ADJACENT TO A WALL SHALL HAVE A SPACE OF NOT LESS THAN 1/2" BETWEEN THE WALL AND THE HANDRAILS.

EXCEPTIONS:

1. HANDRAILS SHALL BE PERMITTED TO BE INTERRUPTED BY A NEWEL POST AT THE TURN.
2. THE USE OF A VOLUTE, TURNOUT, STARTING EASING OR STARTING NEWEL SHALL BE ALLOWED OVER THE LOWEST TREAD.

TYPE I HANDRAIL

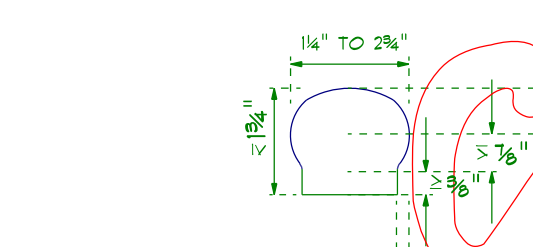
CIRCULAR HANDRAIL
1 1/4" MIN. AND 2" MAX. DIAMETER

HANDRAIL THAT IS NOT CIRCULAR
MUST HAVE A PERIMETER OF 4" MIN.
AND 6 1/4" MAX. WITH A MAXIMUM
CROSS SECTION DIMENSION OF 2 1/4"

0.01" RADIUS

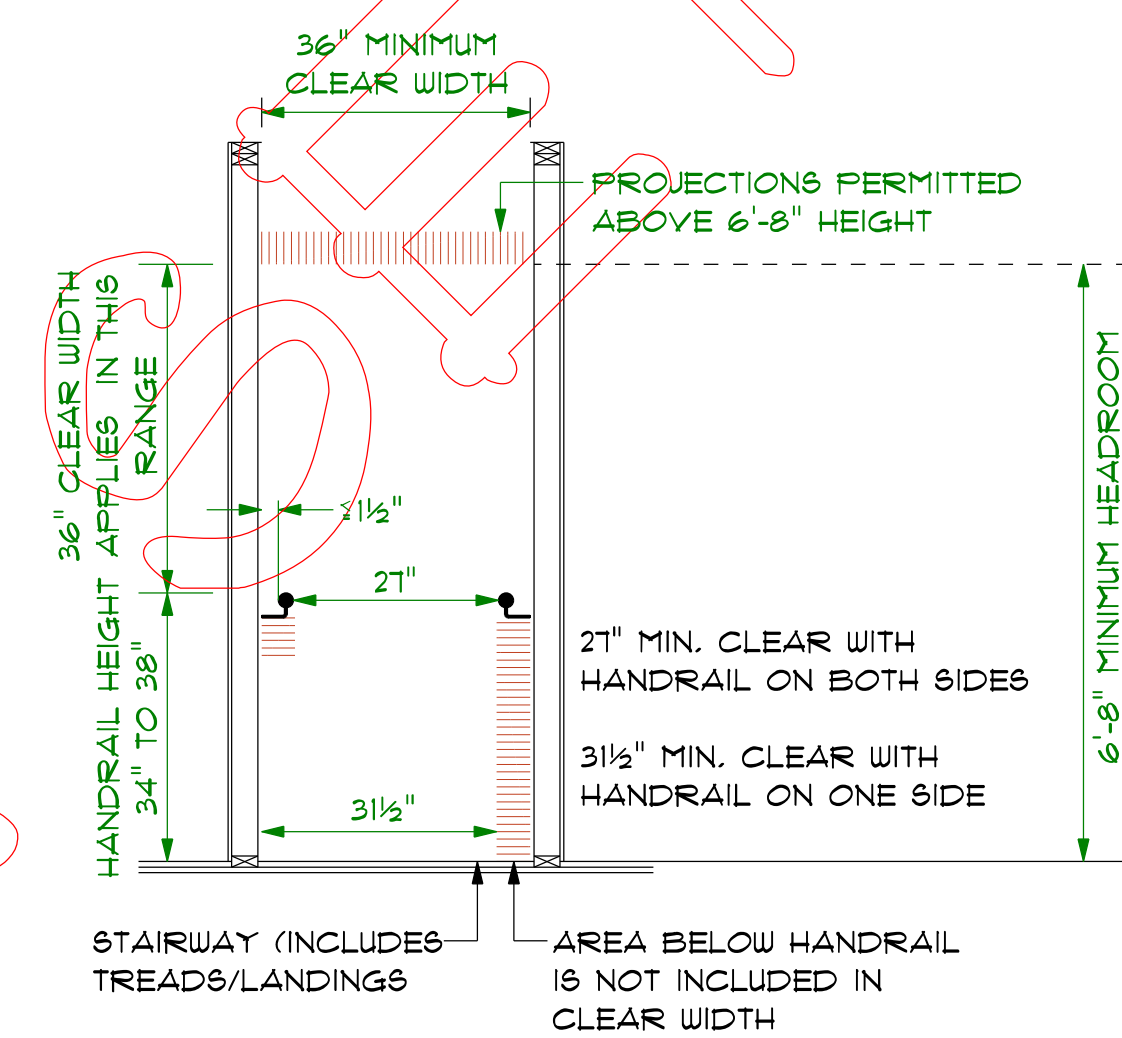
TYPE I HANDRAILS WITH A CIRCULAR CROSS SECTION SHALL HAVE AN OUTSIDE DIAMETER OF AT LEAST 1 1/4" AND NOT GREATER THAN 2". IF THE HANDRAIL IS NOT CIRCULAR, IT SHALL HAVE A PERIMETER DIMENSION OF AT LEAST 4" AND NOT GREATER THAN 6 1/4" WITH A MAXIMUM CROSS SECTION DIMENSION OF 2 1/4". EDGES SHALL HAVE A MINIMUM RADIUS OF 0.01".

TYPE II HANDRAIL



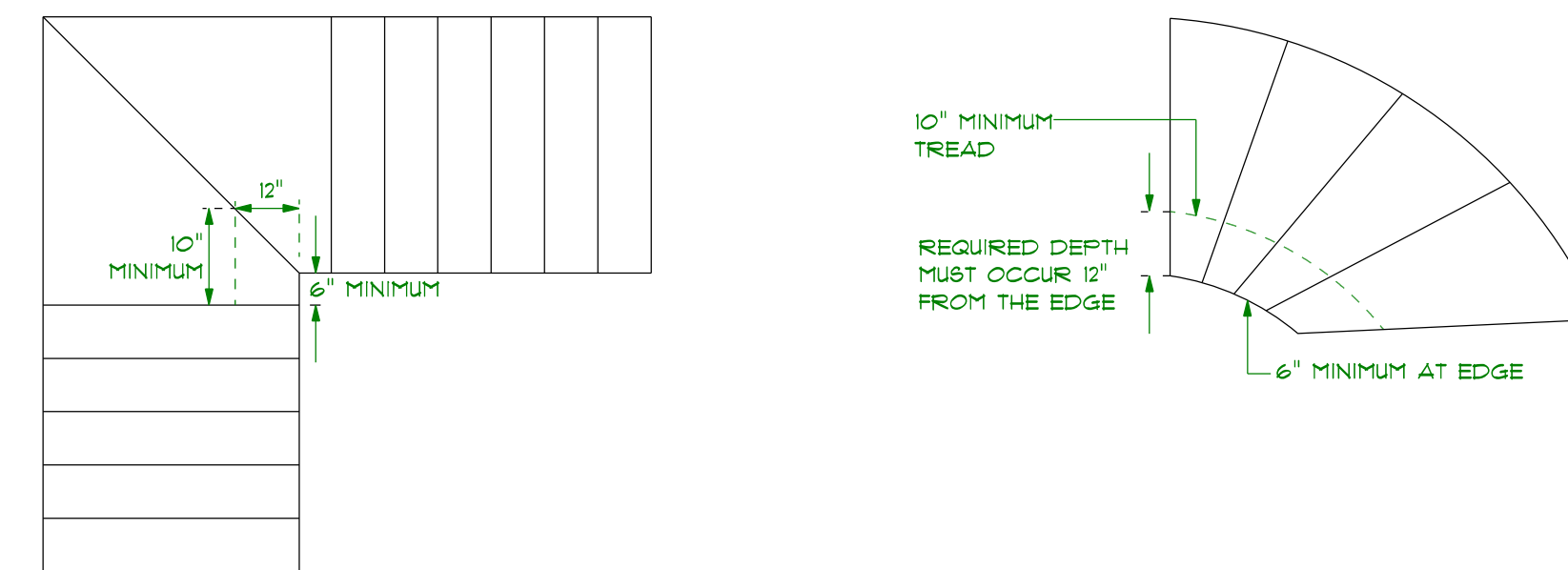
GRASPABLE FINGER RECESS AREA IS REQUIRED ON BOTH SIDES

TYPE II HANDRAILS WITH A PERIMETER GREATER THAN 6 1/4" SHALL HAVE A GRASPABLE FINGER RECESS AREA ON BOTH SIDES OF THE PROFILE. THE FINGER RECESS SHALL BEGIN WITHIN A DISTANCE OF 3/4" MEASURED VERTICALLY FROM THE TALLEST PORTION OF THE PROFILE AND ACHIEVE A DEPTH OF AT LEAST 1/2" WITHIN 3/4" BELOW THE WIDEST PORTION OF THE PROFILE. THIS REQUIRED DEPTH SHALL CONTINUE FOR AT LEAST 3/4" TO A LEVEL THAT IS NOT LESS THAN 1/4" BELOW THE TALLEST PORTION OF THE PROFILE. THE MINIMUM WIDTH OF THE HANDRAIL ABOVE THE RECESS SHALL BE 1 1/4" TO A MAXIMUM OF 2 1/4". EDGES SHALL HAVE A MINIMUM RADIUS OF 0.01".



STAIR CLEARANCES

SCALE: 1/2" = 1'-0"



WINDER TREADS

WINDER TREADS SHALL HAVE A MINIMUM TREAD DEPTH OF 10" MEASURED BETWEEN THE VERTICAL PLANES OF THE FOREMOST PROJECTION OF ADJACENT TREADS AT THE INTERSECTIONS WITH THE WALKLINE. WINDER TREADS SHALL HAVE A MINIMUM TREAD DEPTH OF 6" AT ANY POINT WITHIN THE CLEAR WIDTH OF THE STAIR. WITHIN ANY FLIGHT OF STAIRS, THE LARGEST WINDER TREAD DEPTH AT THE WALKLINE SHALL NOT EXCEED THE SMALLEST WINDER TREAD BY MORE THAN 3/8".

THE WALKLINE ACROSS WINDER TREADS SHALL BE CONCENTRIC TO THE CURVED DIRECTION OF TRAVEL THROUGH THE TURN AND LOCATED 12" FROM THE SIDE WHERE THE WINDERS ARE NARROWER. THE 12" DIMENSION SHALL BE MEASURED FROM THE WIDEST POINT OF THE CLEAR STAIR WIDTH AT THE WALKING SURFACE OF THE WINDER. IF WINDERS ARE ADJACENT WITHIN THE FLIGHT, THE POINT OF THE WIDEST CLEAR STAIR WIDTH OF THE ADJACENT WINDERS SHALL BE USED.

SPIRAL STAIRWAYS

SPIRAL STAIRWAYS ARE PERMITTED, PROVIDED THE MINIMUM CLEAR WIDTH AT AND BELOW THE HANDRAIL SHALL BE 26" WITH EACH TREAD HAVING A 1 1/4" MINIMUM TREAD DEPTH AT 12" FROM THE NARROWER EDGE. ALL TREADS SHALL BE IDENTICAL, AND THE RISE SHALL BE NO MORE THAN 9 1/2". A MINIMUM HEADROOM OF 6'-6" SHALL BE PROVIDED.

BULKHEAD ENCLOSURE STAIRWAYS

STAIRWAYS SERVING BULKHEAD ENCLOSURES, NOT PART OF THE REQUIRED BUILDING EGRESS, PROVIDING ACCESS FROM THE OUTSIDE GRADE LEVEL TO THE BASEMENT SHALL BE EXEMPT FROM THE REQUIREMENTS OF SECTIONS R310.3 AND R311.1 WHERE THE MAXIMUM HEIGHT FROM THE BASEMENT FINISHED FLOOR LEVEL TO GRADE ADJACENT TO THE STAIRWAY DOES NOT EXCEED 8'-0" AND THE GRADE LEVEL OPENING TO THE STAIRWAY IS COVERED BY A BULKHEAD ENCLOSURE WITH HINGED DOORS OR OTHER APPROVED MEANS.

WINDER DETAILS/SPECIAL STAIRWAYS

NOT TO SCALE

SIMPLY FLOOR PLANS, LLC
PAULLEBEAUTS@GMAIL.COM
603-583-2559

DATE	DESCRIPTION
12/15/25	DRAFT PLANS - NOT FOR CONSTRUCTION
12/19/25	CONSTRUCTION PLANS

PROJECT INFORMATION

SHEET NUMBER
A10

PLAN NUMBER
1444